

Have you registered for online access?

Temporary Residents Program Online application portal



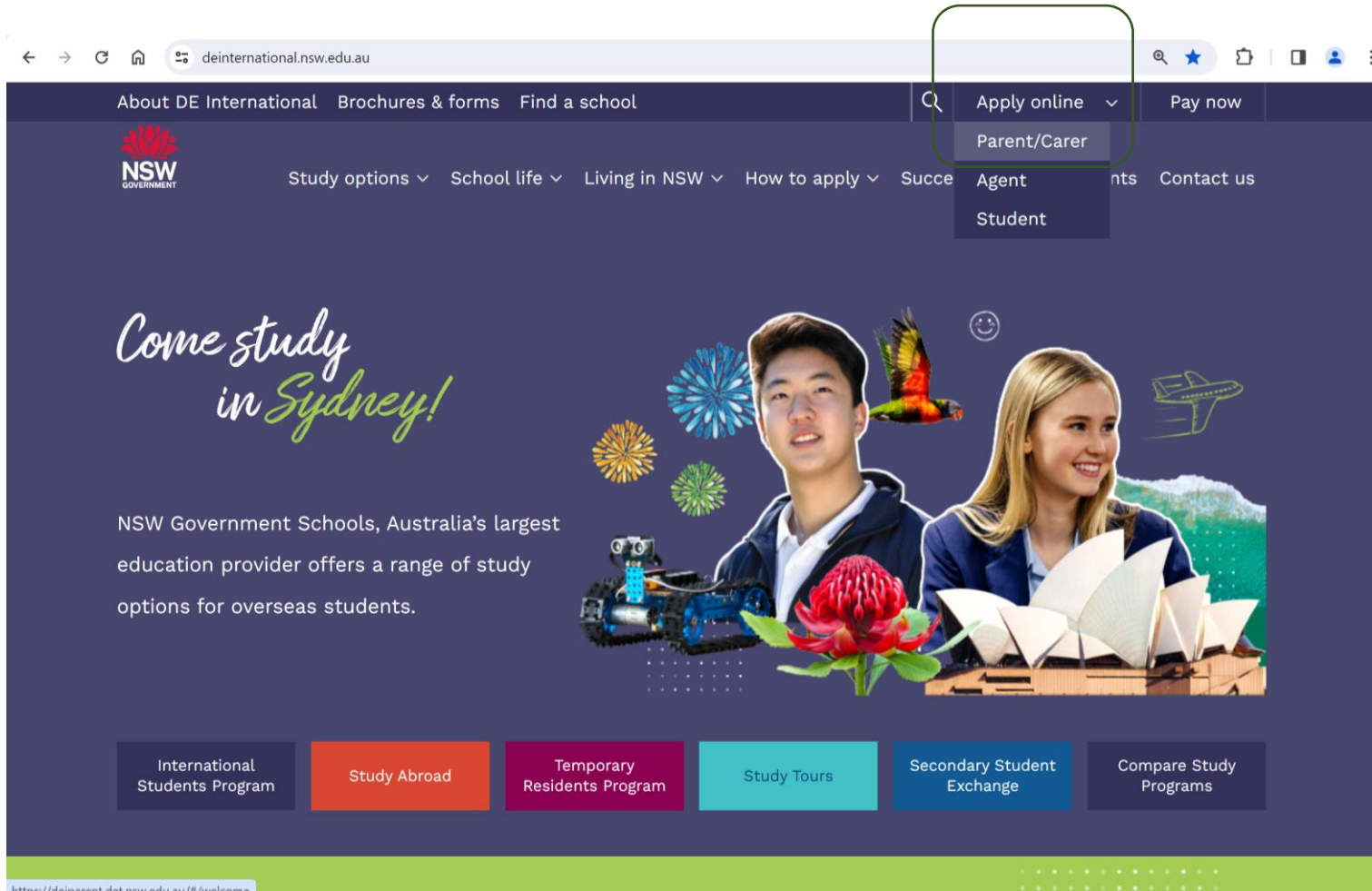
- ✓ Register parent access
- ✓ Link your students to your profile
- ✓ Pay any fees
- ✓ Submit an online placement request
- ✓ **Authority to enrol sent to your school online**

1. Register Parent

2. Link Student

3. Complete enrolment
process

4. AUTHORITY
TO ENROL



Access the online parent portal:

<https://www.deinternational.nsw.edu.au>

All parents of temporary resident students need to create an online account.

The Online Application Portal allows parents to:

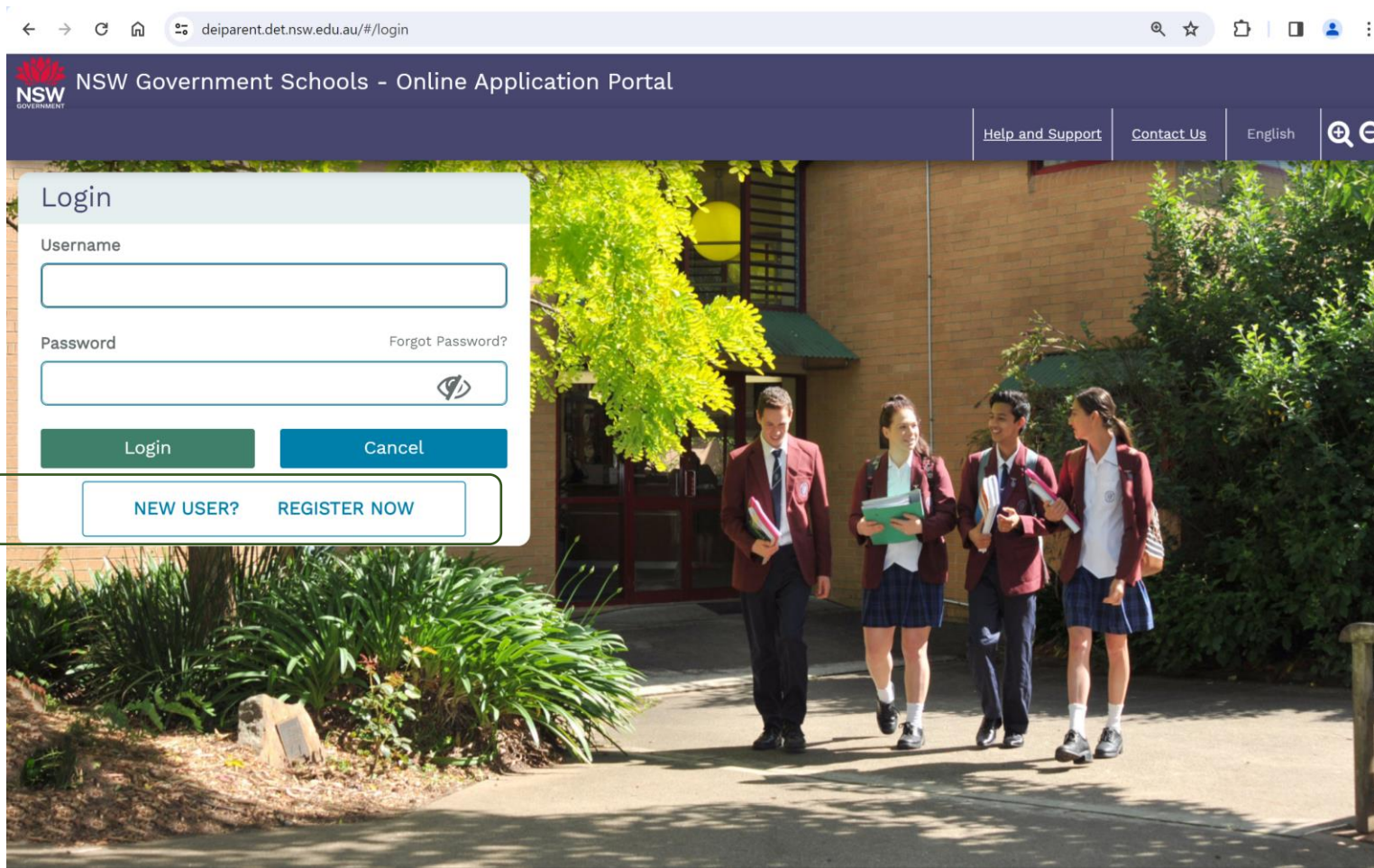
- Submit a placement request to school
- Have school review your placement request
- Authority to Enrol issued online

1. Register Parent

2. Link Student

3. Complete enrolment
process

4. AUTHORITY
TO ENROL



← → ↻ 🏠 deiparent.det.nsw.edu.au/#/login 🔍 ☆ 📄 👤 ⋮

NSW GOVERNMENT NSW Government Schools - Online Application Portal

[Help and Support](#) [Contact Us](#) English 🔍

Login

Username

Password [Forgot Password?](#)

Login Cancel

NEW USER? REGISTER NOW

New parent user

- Click on 'Register now'

The online student management system replaces the old application form and processes.

If you previously submitted your application using an application form: **you will need to register through the portal to complete the process.**

1. Register Parent

2. Link Student

3. Complete enrolment
process

4. AUTHORITY
TO ENROL

← → ↺ 🏠 📄 deiparent.det.nsw.edu.au/#/create-parent 🔍 ☆ 📄 👤 ⋮

Parent/ Legal Custodian Registration

Please note that all fields marked with an (*) are required.

Parent/ Legal Custodian (Your Details)

Given Name/ First Name *

As per the identity document, e.g., passport.

Family Name/ Last Name/ Surname *

☐ Click here only if your passport or birth certificate does not have a family name, last name or surname

Date of Birth *

 📅

Gender *

Country of Birth *

 ▼

Nationality *

 ▼

Do you have a current Passport, ImmiCard, Titre de Voyage, Document for Travel to Australia (DFTTA) or PLO56 Evidence Card? *

Identity document type *

 ▼

Parent/Legal Custodian Registration

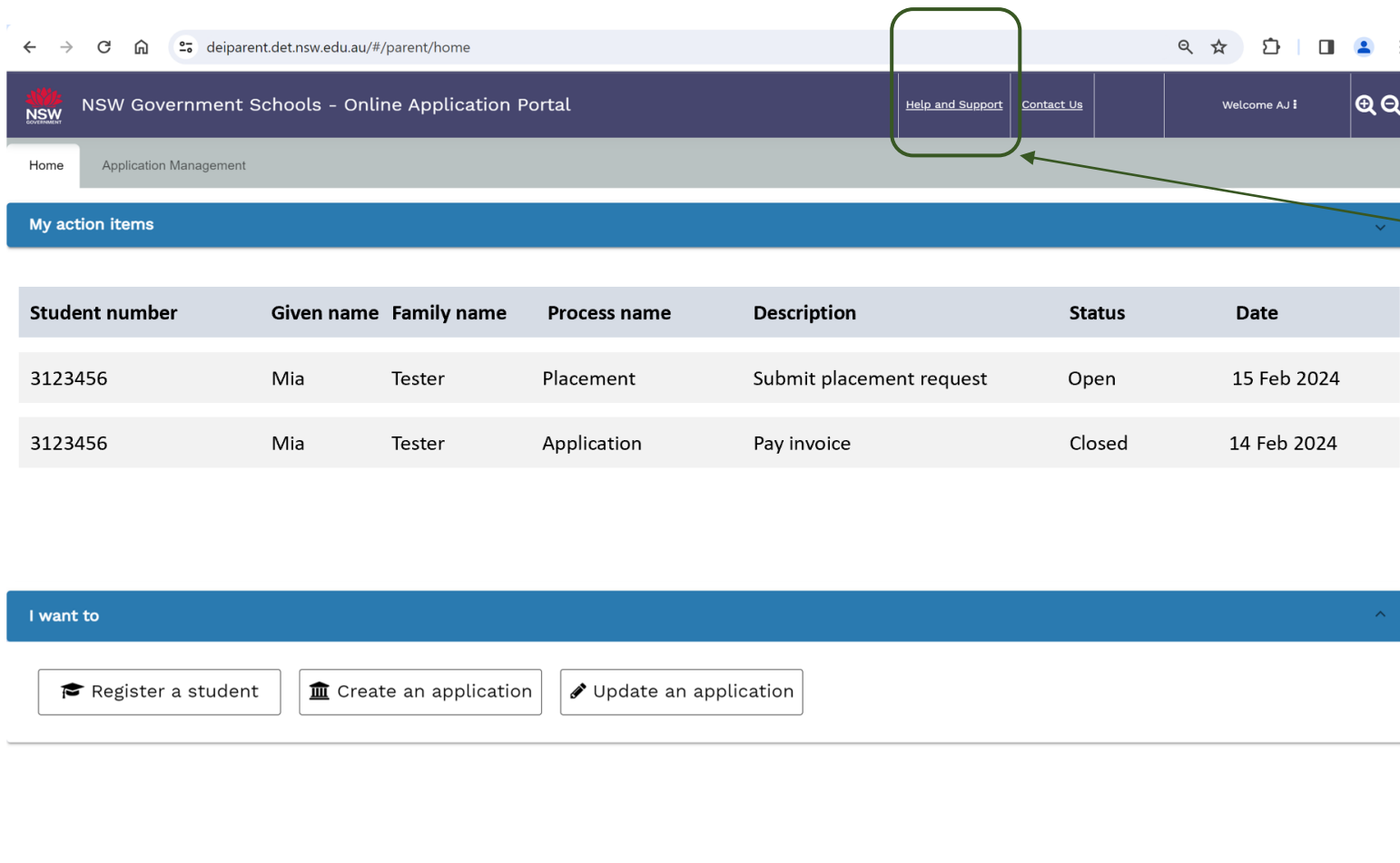
- Register one parent (main carer) for portal access (*additional parent or direct relatives can be added later at application stage*)
- Enter name(s) as they appear on passport
- Upload identity document
- Complete all mandatory fields

1. Register Parent

2. Link Student

3. Complete enrolment
process

4. AUTHORITY
TO ENROL



NSW Government Schools - Online Application Portal

Home Application Management

My action items

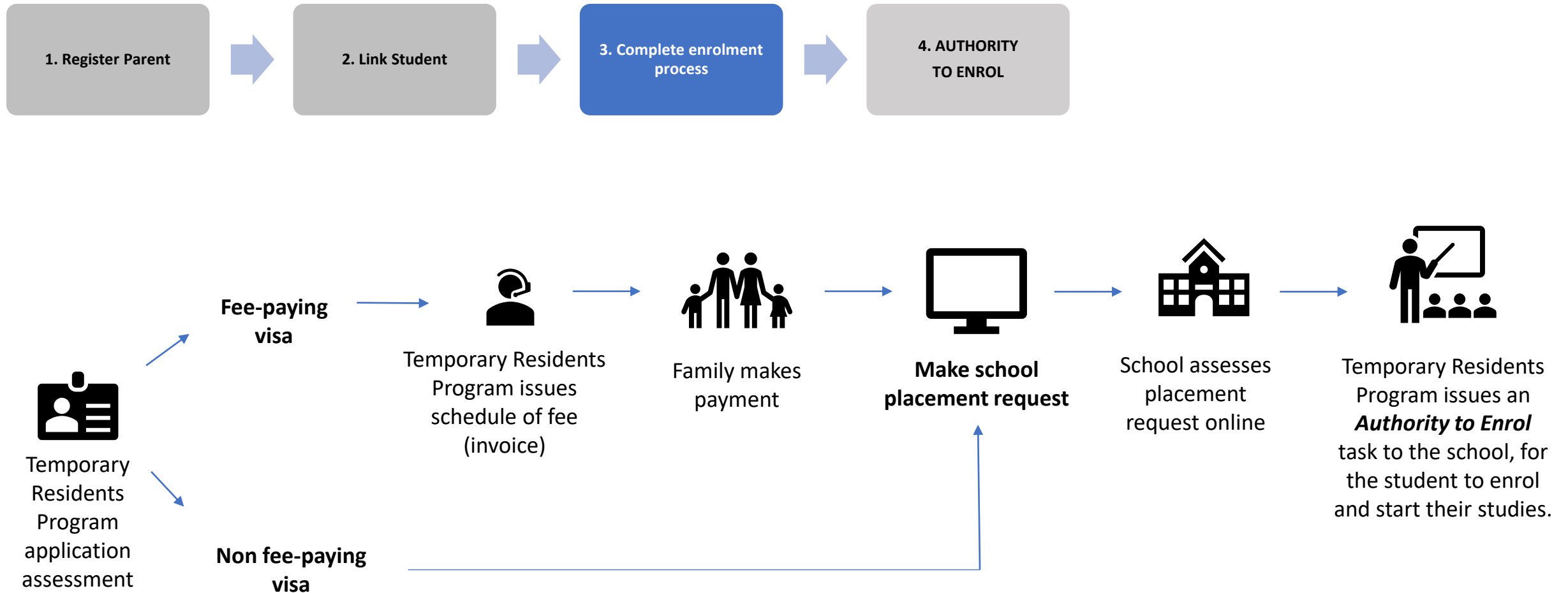
Student number	Given name	Family name	Process name	Description	Status	Date
3123456	Mia	Tester	Placement	Submit placement request	Open	15 Feb 2024
3123456	Mia	Tester	Application	Pay invoice	Closed	14 Feb 2024

I want to

Register a student Create an application Update an application

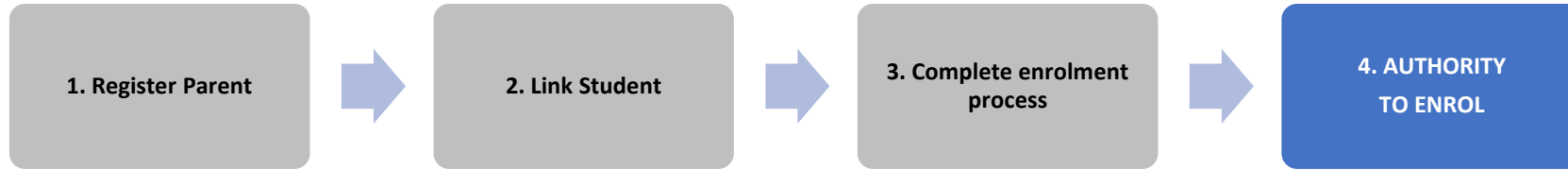
Is your child already enrolled or have you previously applied using an application form?

- Click “[Help and support](#)” : DE International will link your existing paper application or enrolled students to your new online parent profile.
- Provide:
 - Email username
 - Scanned copy pf parents passport or ID
 - Scanned copy of childs’ passport or ID
- No need to submit a new application.
- When linked: your required actions will show here on the “home” tab



Have you registered for online access?

<https://www.deinternational.nsw.edu.au/>



Q. When can my child start school? How do I get an Authority to Enrol to the school?

A. The Temporary Residents Program will digitally issue an Authority to Enrol to your child's school through our online system when you have:

1. Registered a parent portal profile
2. Had your child linked to your account
3. Paid any issued invoices
4. Made an online placement request
5. School accepts your placement request online

Q. Where do I register my parent portal access?

A. Click "Apply online" at <https://www.deinternational.nsw.edu.au/>

Q. How do I link my students who are already enrolled or who applied on paper?

A. Register and log into the Online Application Portal, click the "Help and Support" button and send your registered email address, and copies of parent and child passports.

Q. Do I need to submit a new online application if I submitted an application form before 6 November 2023?

A. No new application is required. Please register on the Online Application Portal by clicking "Apply online" at <https://www.deinternational.nsw.edu.au/>, then click "Help and Support" to request your profile to be linked to your children.



Temporary Residents Program issues an **Authority to Enrol** task to the school, for your child to enrol and start their studies.