

# NSW Government Schools - Online Application Portal

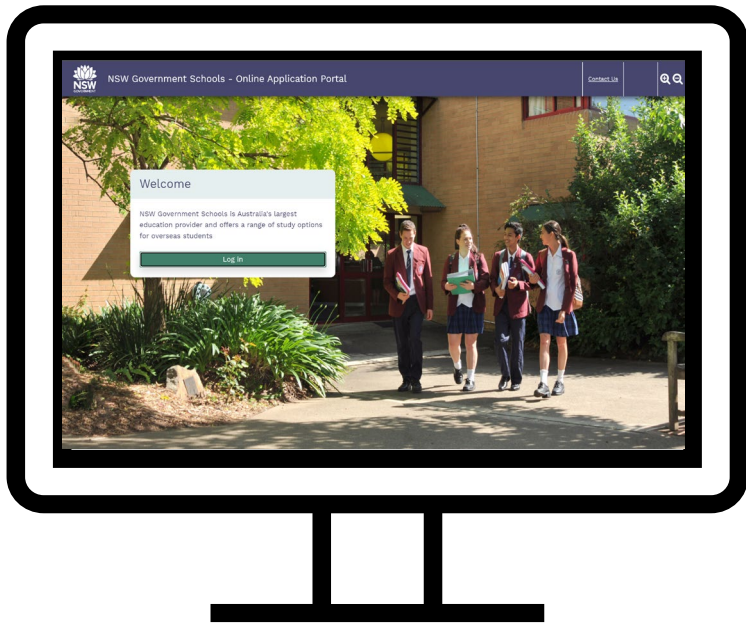
## Quick Reference Guide



This quick reference guide is for parents of temporary resident students already enrolled in a NSW government school

### Have you registered for online access?

Temporary Residents Program  
Online application portal



- ✓ Register for parent access to your child's record
- ✓ Wait 2 business days for us to link your enrolled students to your profile
- ✓ Manage your child's enrolment online

# NSW Government Schools - Online Application Portal Quick Reference Guide

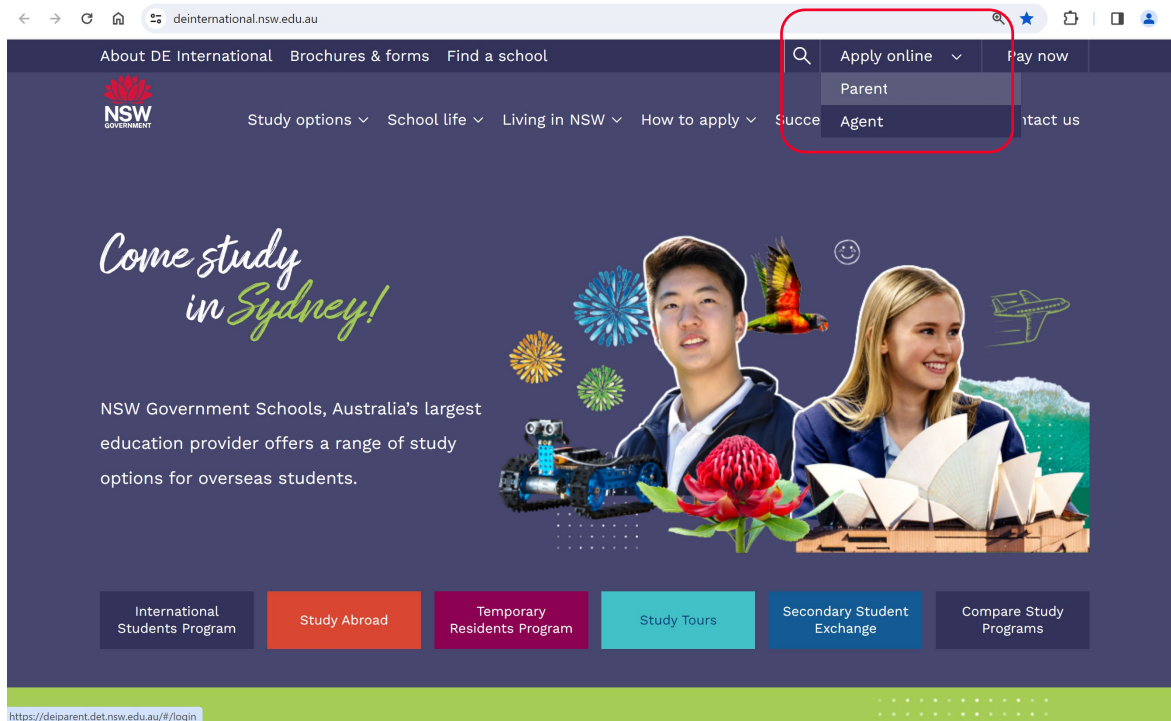


This quick reference guide is for parents of temporary resident students already enrolled in a NSW government school

1. Create parent account



2. Link student account



## Access the Online Application Portal

<https://www.deinternational.nsw.edu.au>

All parents of temporary resident students need to create an online account.

This account will be used to:

1. Manage your child's enrolment
2. Access and pay any invoices
3. Receive online communication

# NSW Government Schools - Online Application Portal

## Quick Reference Guide

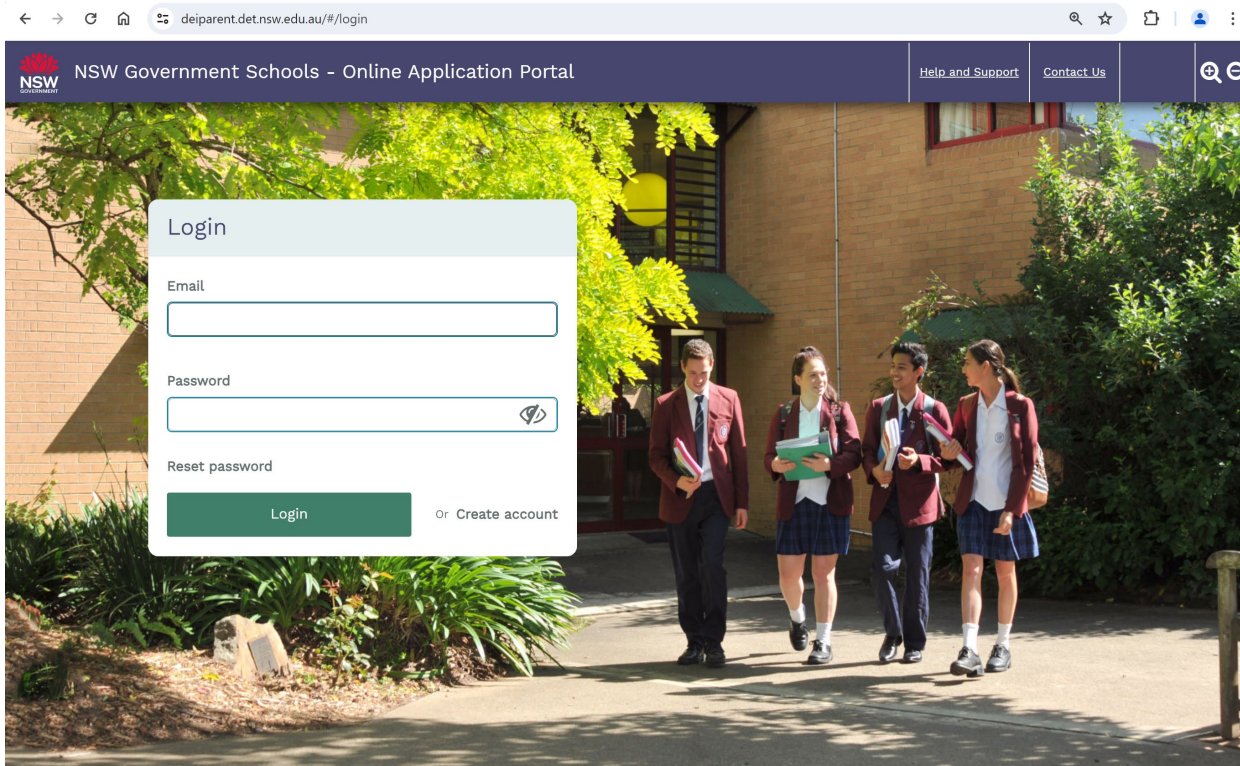


This quick reference guide is for parents of temporary resident students already enrolled in a NSW government school

1. Create parent account



2. Link student account



Create parent/legal guardian account

- Click 'Create account'

# NSW Government Schools - Online Application Portal

## Quick Reference Guide



This quick reference guide is for parents of temporary resident students already enrolled in a NSW government school

1. Create parent account



2. Link student account

The screenshot shows a web browser window with the URL [deiparent.det.nsw.edu.au/#/create-parent](https://deiparent.det.nsw.edu.au/#/create-parent). The page title is "Parent/ Legal Custodian Registration". A note states: "Please note that all fields marked with an (\*) are required." The form is titled "Parent/ Legal Custodian (Your Details)" and contains the following fields:

- Given Name/ First Name\* (text input)
- Family Name/ Last Name/ Surname\* (text input)
- Click here only if your passport or birth certificate does not have a family name, last name or surname
- Date of Birth\* (calendar picker, format DD/MM/YYYY)
- Gender\* (radio buttons for Male and Female)
- Country of Birth\* (dropdown menu, "Please select")
- Nationality\* (dropdown menu, "Please select")
- Do you have a current Passport, ImmiCard, Titre de Voyage, Document for Travel to Australia (DFTTA) or PLO56 Evidence Card?\* (radio buttons for Yes and No)
- Identity document type\* (dropdown menu, "Passport")

### Parent/legal guardian registration

- Register one parent only for portal access
- Enter parent name as it appears on passport or other official identity document
- Upload identity document

**Please do not create a new student account or application.**

# NSW Government Schools - Online Application Portal

## Quick Reference Guide



This quick reference guide is for parents of temporary resident students already enrolled in a NSW government school

1. Create parent account



2. Create student account

The screenshot shows the top navigation bar with the NSW Government logo and the text 'NSW Government Schools - Online Application Portal'. Below the navigation bar, there are links for 'Help and Support', 'Contact Us', 'English', and 'Welcome AJ'. A search icon is also present. The 'Application Management' tab is highlighted with a red box. Below the navigation bar, there is a search bar with the text 'Select All Search by student number, application number, given name or family name' and a dropdown menu for 'Application Status' set to 'All'. A table of applications is displayed with columns for application details and actions (delete and link). The table contains four rows of data:

Application ID	Student Name	Action
2182541	Mia Tester	Delete, Link
2185890	Youa Tester	Delete, Link
2187557	Alla Tester	Delete, Link
2191419	Mia Tester	Delete, Link

At the bottom of the page, there is a pagination control showing 'Items per page: 10' and '1 - 4 of 4'.

We will link your existing enrolled students to your new online parent profile within two business days.

When linked, your students will become visible here on the “Application Management” tab.

**Please do not create a new student account or application.**