

# TEMPORARY RESIDENTS PROGRAM

## Fact sheet: Online Application Portal

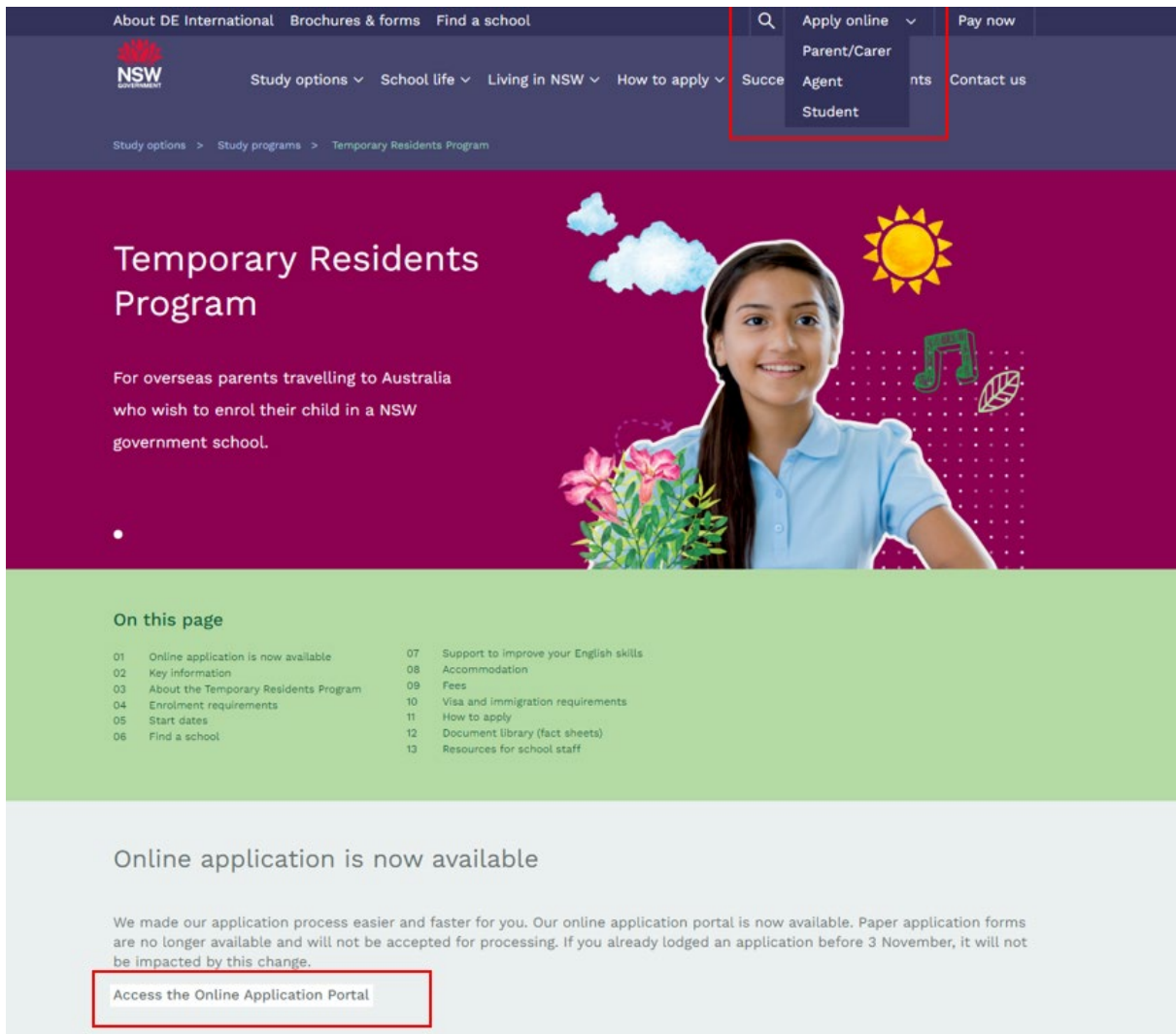
### Where do I find information about the Temporary Residents Program?

Information about the Temporary Residents Program, including how to apply, can be found here: [deinternational.nsw.edu.au/study-options/study-programs/temporary-residents](https://deinternational.nsw.edu.au/study-options/study-programs/temporary-residents)

### How do I access the NSW Government Schools Online Application Portal?

Access via [deinternational.nsw.edu.au/study-options/study-programs/temporary-residents](https://deinternational.nsw.edu.au/study-options/study-programs/temporary-residents), using the “Apply Online” link at the top of the page.

You can also access the Online Application Portal directly via: [deiparent.det.nsw.edu.au](https://deiparent.det.nsw.edu.au). Once you have registered, your username is your email.



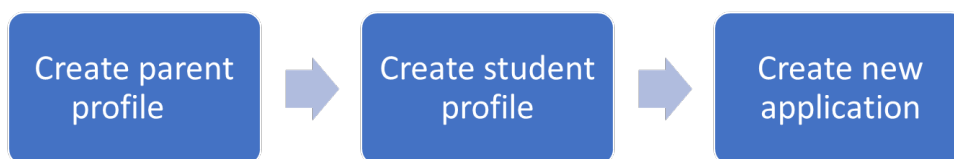
The screenshot shows the website's navigation bar with links like 'About DE International', 'Brochures & forms', and 'Find a school'. A dropdown menu for 'Apply online' is open, showing options for 'Parent/Carer', 'Agent', and 'Student'. The main content area features a banner for the 'Temporary Residents Program' with a photo of a smiling girl. Below the banner is a table of contents titled 'On this page' listing 13 items. At the bottom, a section titled 'Online application is now available' contains a button labeled 'Access the Online Application Portal'.

### What if I have already submitted a paper application?

If you have already submitted a paper application, it will be processed according to our current processing times.

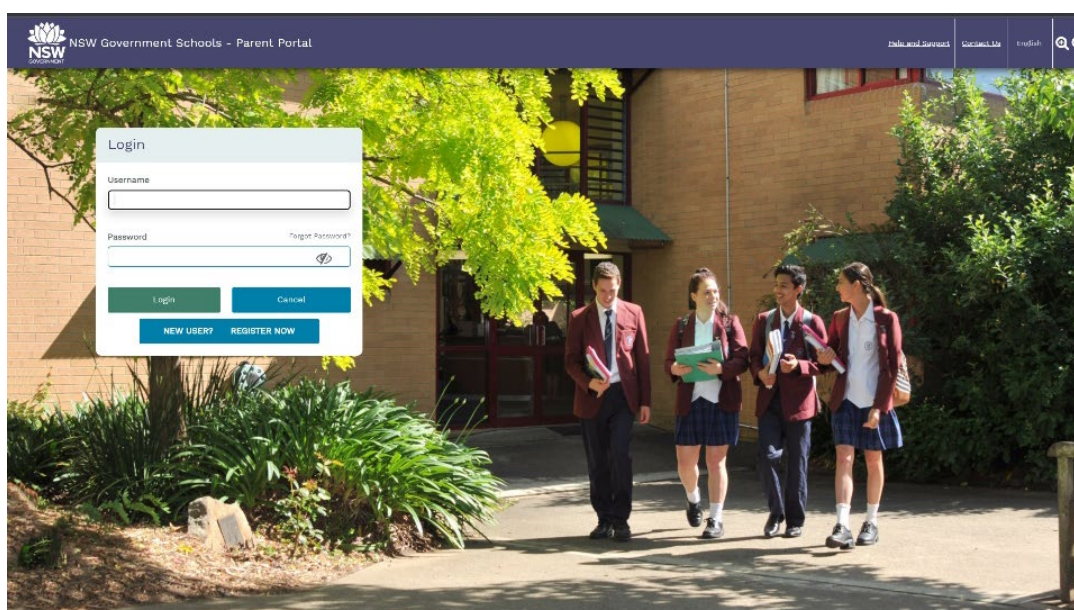
### How do I submit an online application?

You will need to create a parent profile first, then add a student profile, then select 'Create new application.'



### How do I create a parent profile?

Visit [deiparent.det.nsw.edu.au](http://deiparent.det.nsw.edu.au) and select "NEW USER? REGISTER NOW"



Complete the details and select "Register":

Parent/ Legal Custodian Registration

Please note that all fields marked with an (\*) are required.

Parent/ Legal Custodian (Your Details)

Given Name \*  as per the identity document. E.g. passport.

Family Name \*

☐ Has only one name as per passport or birth certificate

Date of Birth \*  DD/MM/YYYY

Gender \*

Country of Birth \*  Please select

Nationality \*  Please select

Do you have a current Passport, immiCard, Titre de Voyage, Document for Travel to Australia (DFTTA) or PLO56 Evidence Card? \*

Mobile Phone Number \*  Please select

You will receive a notification to let you know that your registration was successful. You will also get an account activation link in your registered email. Click the email link to activate your account.

#### NSW Government Schools Online Application Portal - Account Activation



no-reply@dei.det.nsw.edu.au  
To .

Sun 27/08/2023 9:32 AM

Dear Applicant,

Welcome to the New South Wales Department of Education International online application portal. Your username is sunny.days.  
To activate your account please [click here](#).

Once the account is activated, you will be able to access NSW Government Schools Online Application Portal with the above username.

This email was sent to you by New South Wales Department of Education International. Please do not reply to this email.  
If you haven't initiated a user registration with DE International, please ignore this email.

If you have any questions about your account please contact us for further assistance. Our contact information is located here:  
<https://deinternational.atlassian.net/servicedesk/customer/portal/2>

Thank you for registering with NSW Department of Education International.

Regards,  
NSW Government Schools  
Department of Education International Support Term

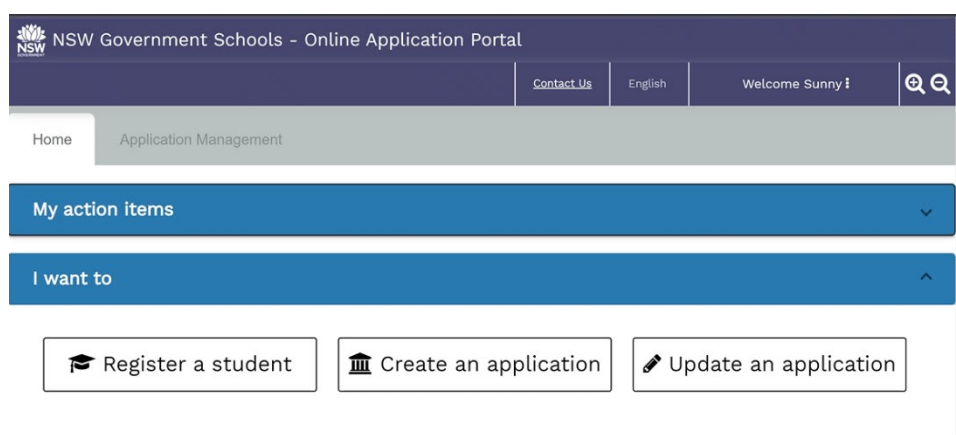
CRICOS: NSW Department of Education | CRICOS Provider: 00588M  
The contents of this e-mail and its attachments are confidential and intended solely for the use of the individual or entity to whom they are addressed.

### I can't find the registration email, what should I do?

Check your "junk" or "spam" folder. If you still can't find it, please contact us: [request help](#).

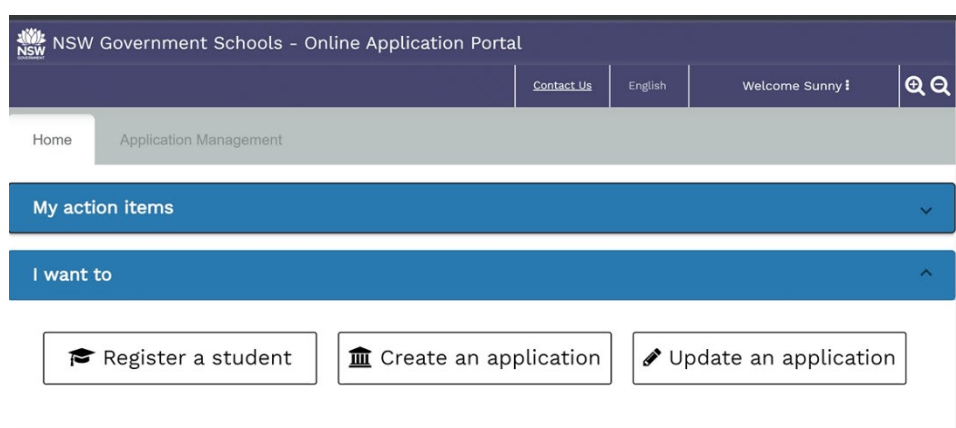
### How do I create a student profile?

You will need to create a parent profile first. Once this is completed, log in to the Online Application Portal ([deiparent.det.nsw.edu.au](http://deiparent.det.nsw.edu.au)) and select "Register a student".



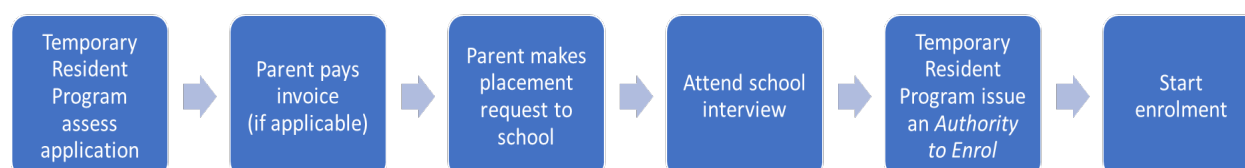
### How do I submit an application?

You will need to create a parent profile and student profile first. Once this is completed, log in to the Online Application Portal ([deiparent.det.nsw.edu.au](http://deiparent.det.nsw.edu.au)) and select “Create an application”.



### What happens after I submit an application?

The Temporary Residents Program will assess your application and issue an invoice (if relevant). You pay the invoice, then receive approval to make a placement request to your local school. The school will conduct an interview to assess English skills and their school year; then the Temporary Residents Program will issue an *Authority to Enrol* to the school.



### What if I already have students registered in NSW Government Schools? How do I register?

Follow the same steps- create a parent profile, then a student profile. When you create a student profile, select “Yes” to the question “Have student applied to a NSW Government School in the past”. You will then be asked for your child’s student number. This will link the child to your account, so they become visible on your portal.

Student Registration

Please note that all fields marked with an (\*) are required.

**Student Details**

Have student applied to a NSW Government school in the past? \*

☐ Yes ☐ No

Given Name (as per the identity document. E.g. passport) \*

Family Name \*

☐ Has only one name as per passport or birth certificate

Preferred Name

Date of Birth \*

Gender \*

☐ Male ☐ Female

Student's Country of Birth \*

Student's Nationality \*

Student have a current valid Passport, ImmiCard, Voyage de Titre, Document for Travel to Australia (DFTTA) or PLO56 Evidence Card? \*

☐ Yes ☐ No

### How can I contact schools to submit a placement request?

You can send a placement request online. The school will contact you for an interview.

### How can I get help with a problem?

For problems with the Online Application Portal, please contact our support team:  
[deinternational.atlassian.net/servicedesk/customer/portal/2](https://deinternational.atlassian.net/servicedesk/customer/portal/2).